



Baldwin County Regional Juvenile Detention Center

2024 ANNUAL REPORT

Jana Murphy, Director
BALDWIN COUNTY | ALABAMA

2024 ANNUAL REPORT

Baldwin County Regional Juvenile Detention Center

Table of Contents

History and Philosophy	2
Organizational Chart	3
Alleged Violations of Criminal Statutes	4
Admissions	7
Overview of Operations	11

History and Philosophy

The Baldwin County Regional Juvenile Detention Center was created by an act of the legislature in 1990. The act authorized the Baldwin County Commission to construct and operate the facility. It also named the facility the Phyllis S. Nesbit Building after the first elected female juvenile judge of Baldwin County.

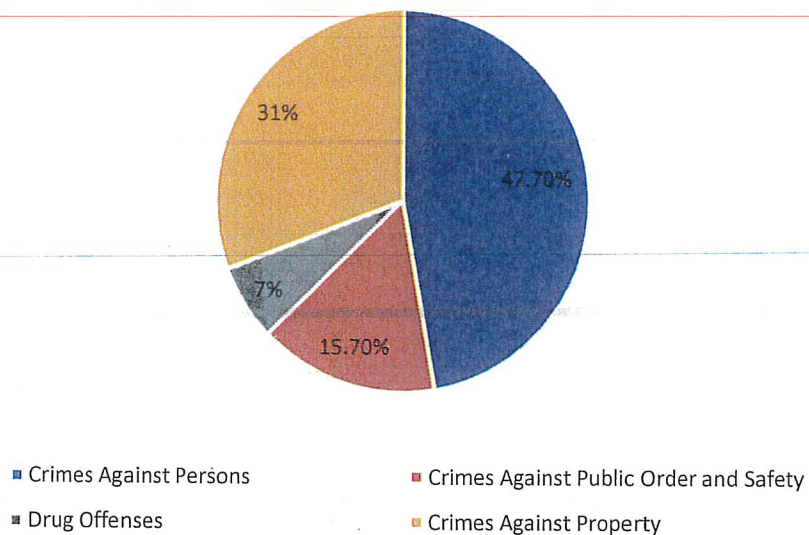
The construction of the building began in July of 1991 and was completed in April of 1992. The facility began operation on June 2, 1992.

The legislature established the Alabama Department of Youth Services in September of 1973 with the responsibility of establishing minimum standards for juvenile detention facilities. The Department of Youth Services licensed the Baldwin County Regional Juvenile Detention Center in June of 1992. The facility acts as a regional facility and serves five other counties and their juveniles.

The purpose of the Baldwin County Regional Juvenile Detention Center is to provide temporary care of delinquent children or children alleged to be delinquent in secure custody pending court dispositions or transfer to a residential facility for further care of a child adjudicated to be delinquent.

Crimes Against Persons constituted the largest percentage of juveniles detained in 2024. Crimes Against Property was the second largest category constituting detained juveniles followed by Crimes Against Public Order and Safety. Males outnumbered females in all four subsections.

Alleged Violation of Criminal Statutes



Crimes Against Persons

Juveniles detained for allegedly committing offenses against other people represented the largest percentage, 47.7% percent of the four subsections. Domestic Violence charges (79) represented the largest portion of the entries in this subsection totaling (121). Table 1 provides a list of the delinquencies for which juveniles were detained in this subsection.

Crimes Against Persons	Male	Female	Total
Assault	13	1	14
Attempted Murder	0	0	0
Murder	3	0	3
Criminally Negligent Homicide	0	0	0
Domestic Violence	42	37	79
Harassment	7	3	10
Indecent Exposure	0	0	0
Intimidating a Witness	0	0	0
Menacing	2	0	2
Rape	0	0	0
Robbery	5	1	6
Sexual Abuse	3	0	3
Sexual Misconduct	0	0	0
Shooting into an Occupied Dwelling	0	0	0
Sodomy	1	0	1
Harassing Communications	3	0	3

Table 1

Total	79	42	121
--------------	----	----	-----

Crimes Against Property

In 2024, Crimes Against Property represented 31% percent of the four subsections. Entries for males outnumbered those for females in this subsection. Criminal Mischief, Receiving Stolen Property and Criminal Mischief accounted for nearly three-fourths of the 41 total entries in this subsection. Table 2 provides the list of delinquencies for which juveniles were detained in this subsection.

Table 2

Crimes Against Property	Male	Female	Total
Arson	0	0	0
Breaking and Entering	5	0	5
Burglary	7	0	7
Criminal Mischief	6	8	6
Possession of Burglary Tools	0	0	0
Receiving Stolen Property	2	3	5
Theft of Property	8	0	8
Unauthorized Use of Motor Vehicle	2	0	2
Criminal Trespass	0	0	0
Total	30	11	41

Crimes Against Public Order and Safety

Juveniles detained for allegedly committing offenses against Public Order and Safety represented the third largest total, 15.7% of delinquencies allegedly committed by juveniles detained. Escape (14), Attempting to Elude (14), and Disorderly Conduct (14) represented the largest portion of the entries in this subsection totaling 81. Entries for males outnumbered those for females in this subsection. Table 3 provides the list of delinquencies for which juveniles were detained in this subsection.

Table 3

Crimes Against Public Order and Safety	Male	Female	Total
Animal Cruelty	0	0	0
Attempting to Elude	14	0	14
Carrying Concealed Weapon	9	0	9
Disseminating Obscene Material	0	0	0
Disorderly Conduct	14	0	14
D.U.I.	4	0	4
Escape	4	11	14
Giving False Info to Police	0	0	2
Making a Terrorist Threat	2	0	2
Obstructing Governmental Operations	4	1	5
Possession Forged Instrument	1	0	1
Public Intoxication	2	0	2
Reckless Endangerment	1	0	1
Resisting Arrest	5	1	6
Tampering with Evidence	0	0	0
Possession of a Firearm	7	1	8
Total	67	14	81

Drug Offenses

Juveniles detained for committing Drug Offenses represented the lowest total, 7% of the total delinquencies allegedly committed by juveniles detained. Possession of Marijuana (10) accounted for the majority of the 28 total entries in this subsection. Entries for males outnumbered those for females in this subsection. Table 4 provides the list of delinquencies for which juveniles were detained in this subsection.

Table 4

Drug Offenses	Male	Female	Total
Illegal possession of Prescription Drugs	0	0	0
Possession of Drug Paraphernalia	2	0	2
Possession of Marijuana	10	0	10
Unlawful possession/distribution of Controlled Substance	1	0	1
Total	13	8	17

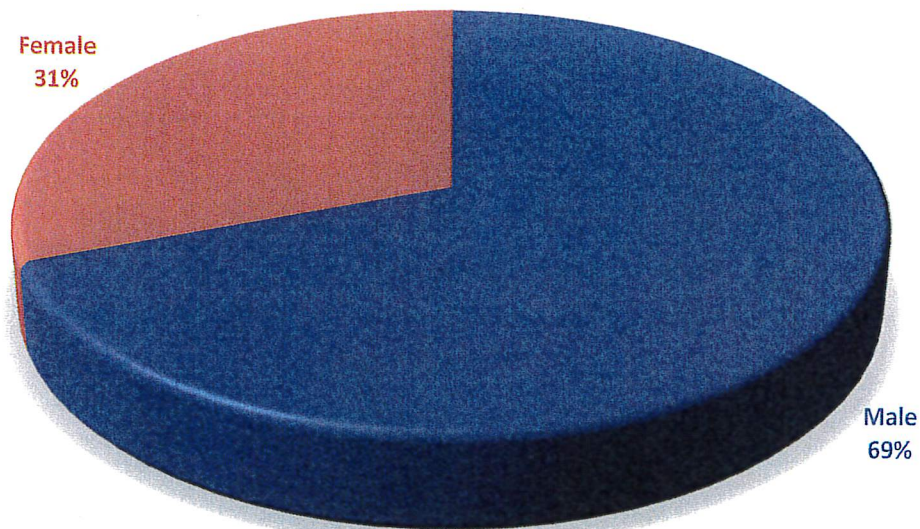
Admissions

The Baldwin County Regional Juvenile Detention Center received a total of 289 admissions serving 7 counties: Baldwin, Choctaw, Clarke, Conecuh, Escambia, Monroe and Washington. Table 5 provides a list of male and female intakes denoting that of the 289 admissions, 200 were male and 89 were female.

Table 5

Sex	Number of Admissions
Male	200
Female	89
Total	289

ADMISSIONS BY SEX

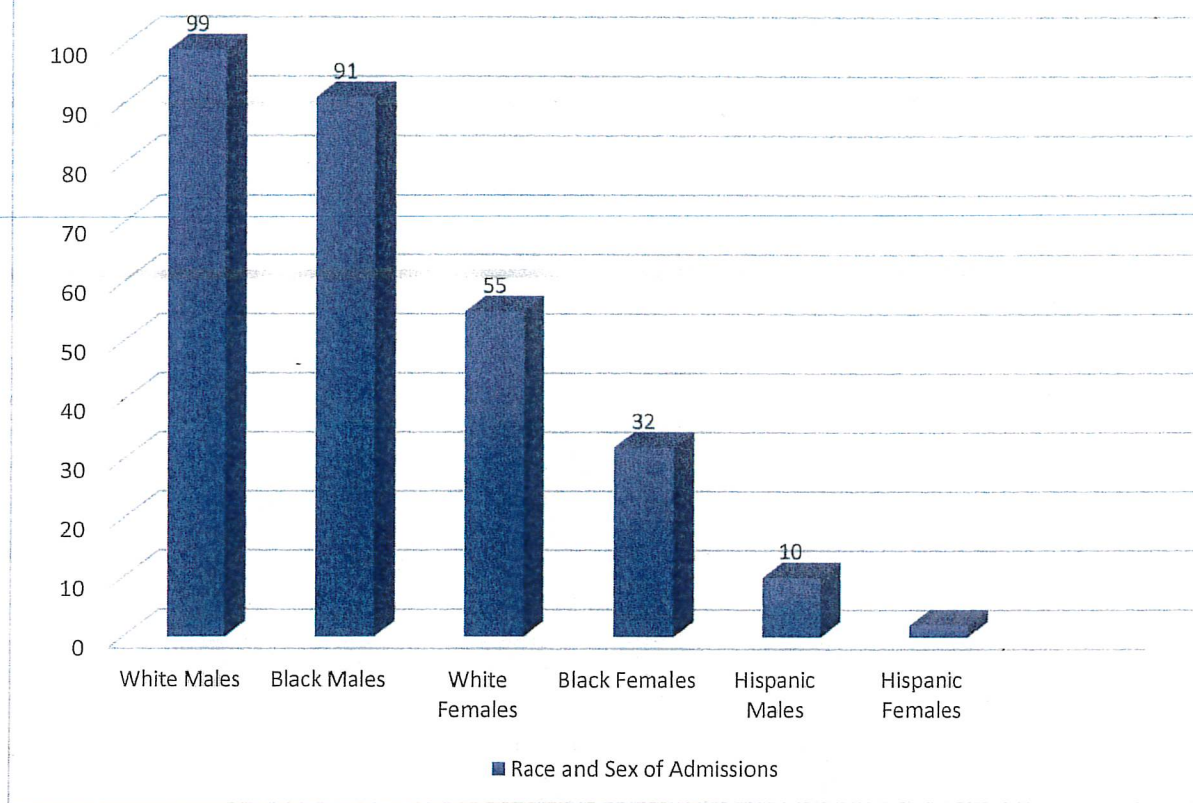


Race and Sex of Admissions

White males outnumbered every other classification in this subsection at 99 admissions. Black males followed with 91 admissions. White females numbered 55 admissions and Black females numbered 32 admissions. There were 10 Hispanic male admissions and 2 Hispanic female admissions. Table 6 provides the number of admissions for 2024 based on sex and race.

Table 6

Race	Sex	Total
White	Males	99
White	Females	55
Black	Males	91
Black	Females	32
Hispanic	Males	10
Hispanic	Females	2

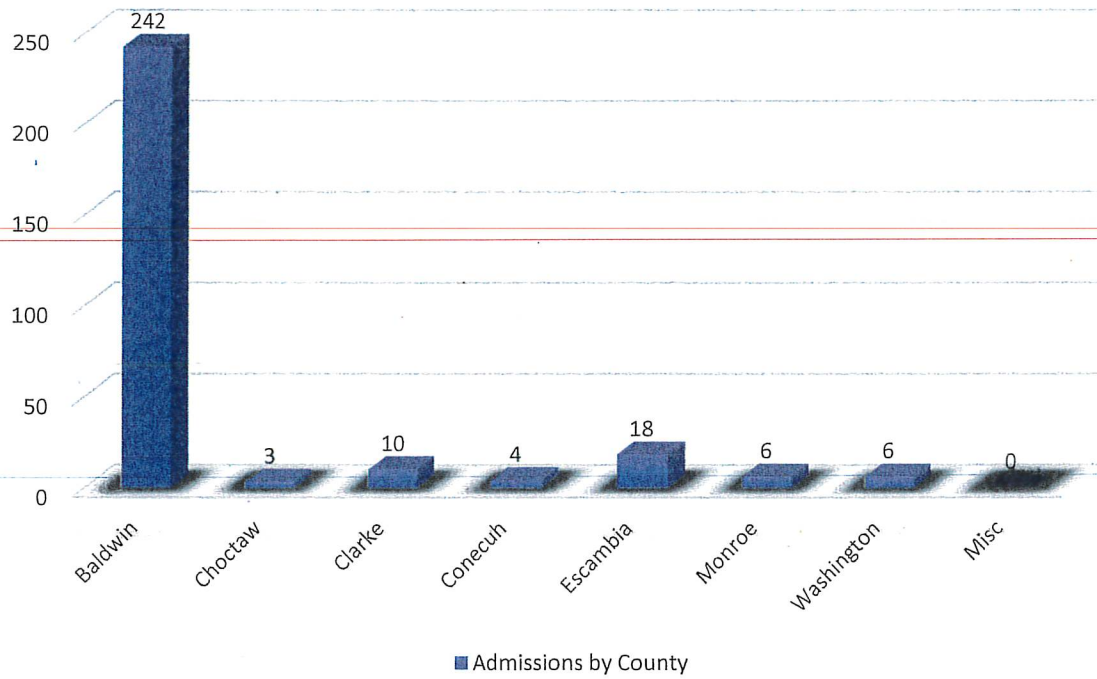
Race and Sex of Admissions**Admissions by County**

Baldwin County accounted for 83.7% of the total admissions for the year with 289 intakes. All other counties provided 47 intakes for the year of 2024. Table 7 provides the number of intakes per county in this subsection.

Table 7

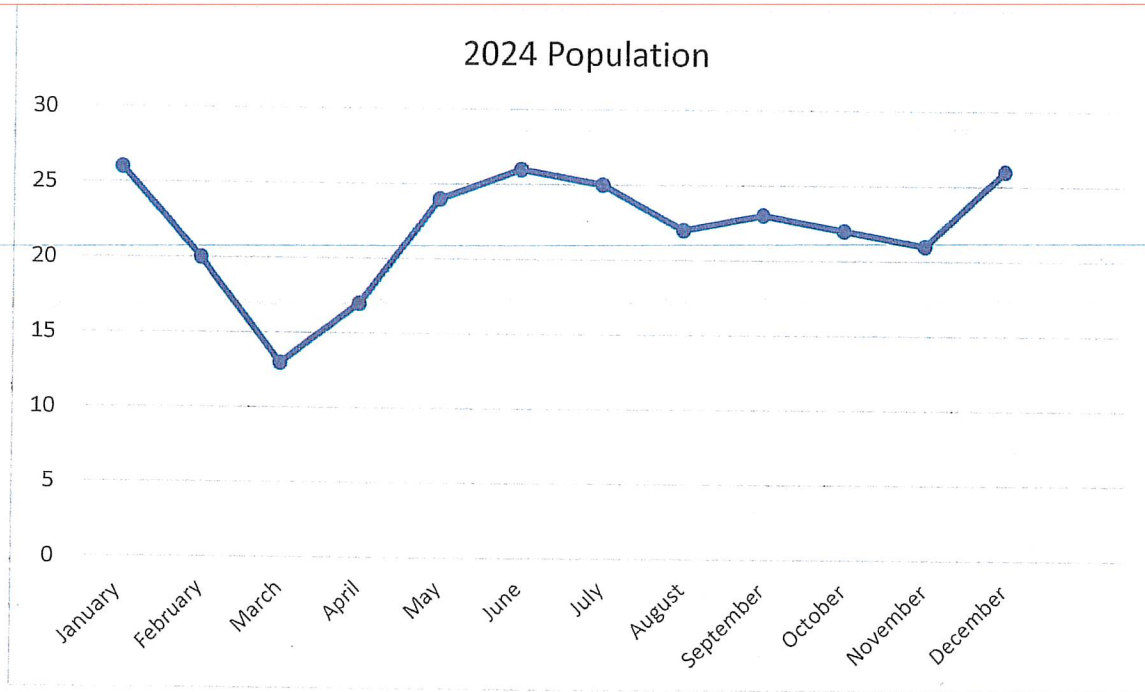
County	Admissions
Baldwin	242
Choctaw	3
Clarke	10
Conecuh	4
Escambia	18
Monroe	6
Washington	6
Misc.	0

Admissions by County



Average Population per Month

Juveniles detained in 2024 spent on average 34 days incarcerated at JDC. The longest stay for a male juvenile was 185 days and the longest stay for a female was 195 days. The chart below denotes the average population per month for the year 2024.



Overview of Operations

The Baldwin County Regional Juvenile Detention Center had 2 escapes for the year of 2024. The facility instituted 120 twenty-four-hour lockdowns during the year for behavior problems. Twenty-one juveniles received 48-hour room confinements and 31 juveniles received seventy-two-hour room confinements for major behavior issues.

We had four emergency transports to the hospital in 2024. The facility conducted routine fire drills throughout the year with no fire or safety incidents to report.

All residents were well cared for throughout the year. There were 289 health histories. Two hundred and forty-four residents were on medication and one hundred and ninety-nine juveniles were on psychotropic medications. Eighty-six residents were seen by the doctor.

There were fifty-nine juveniles on suicide watch this year. The facilities suicide screening scale has been instrumental in recognizing suicidal ideations.

The facility has continued to receive resident meals during the week from the Baldwin County High School. Meals provided include breakfast, lunch and dinner during the week, with the jail providing weekend and holiday meals or whenever school is not in session. The cost per meals remained the same as the previous year.

All residents that are housed over 24 hours were placed in the classroom immediately. The Baldwin County Board of Education provides two certified full-time teachers. One of the teachers is certified in special education. They also provide one full-time registrar who enrolls residents and forwards grades to the resident's home school upon release or to education departments of the programs to which they are transferred. The school day consists of 5 periods of learning covering the required curriculum totaling 360 minutes per day. Residents participate in one hour of large muscle activity during the school day and two hours on holidays and weekends. Residents also participate in at least two hours per day of structured leisure activities.

The facility provides residents with access to a library and affords them the opportunity to check out books daily. The facility continues to add numerous books throughout the year, including Spanish versions. The facility offers religious services during the week from various organizations and volunteers; however, this has been on a limited basis due to Covid-19 concerns. During the summer residents participated in recreation and religious services sponsored by MFUGE which is sponsored by the Southern Baptist Association.

The Department of Youth Services conducted a partial audit of 199 standards during the year of 2024 with 198 being in full compliance resulting in a 99% score.

The staff received their required training hours during the year. Required employee training included a range of topics, juvenile rights, safety and security, behavior management, CPR/AED First Aid, Controlled Force etc.

The facility generated \$48,795.00 of additional revenue in 2024 for providing per diem beds to contract counties utilizing beyond their contracted bed space.

The facility received \$20,474.58 in supplement from the Child Nutrition Program in 2024.

The facility did not go over capacity in 2024.

PREA

During the year there were no non-consensual youth on youth sexual acts reported. This remained constant from last year as no acts were reported.

During the year, there were no allegations of staff sexual misconduct reported. This remained constant from last year as no acts were reported.

During the year there was one act of sexual harassment reported. This report was investigated and found to be unfounded. This remained the same as the prior year in which one case was reported.

In comparing the data from last year to this year, there was no corrective action taken.

The facility continues training of staff on PREA topics monthly. The staff have been trained on various topics on preventing sexual abuse. The camera system continues to provide visual observation throughout the facility to minimize blind spots or problem areas. The residents receive PREA education through facility flyers, posters, and a video.

There were no corrective actions taken during the year.

Approved by:

Jana Murphy

Director



Baldwin County Regional Juvenile Detention Center